




E-PANEL

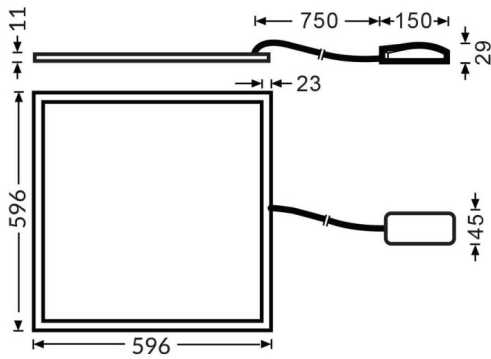


| | | | | | |
|--------------|---|--|--|--|--|
| Item code | 86.R001.1301.01 | | | | |
| Product type | Indoor | | | | |
| Category | Recessed Fixtures | | | | |
| Family | E-PANEL | | | | |
| Pictograms | <div><div></div><div>220 240 V</div><div></div><div>CRI 80</div><div>CE</div><div>Driver INCL.</div><div>On Off</div><div></div><div>Emerg. 1h</div><div>IP 20</div><div>50000h L80B10</div></div> | | | | |

Dimensions

Product dimensions (mm) 596x596x11

Scheme



| | |
|----------------------------|---------------|
| Product | |
| Real power (W) | 35 |
| Real luminous flux (Lm) | 4200 |
| Luminous efficiency (Lm/W) | 120 |
| Beam angle (°) | 120 |
| Life time (h) | 50000h L80B10 |
| IP | 20 / 40 |
| Chip Brand | Seoul |
| Control gear | On-Off |
| Colour temperature (K) | 3000 |
| Colour consistency (SDCM) | SDCM<3 |
| CRI | 80 |